

Coaxial Low Pass Filter

BLP-30+

50Ω DC to 32 MHz

Maximum Ratings

Operating Temperature	-55°C to 100°C
Storage Temperature	-55°C to 100°C
RF Power Input	0.5W max.

Features

- rugged shielded case
- other standard and custom BLP models available with wide selection of fco

Applications

- test equipment
- lab use
- video equipment



CASE STYLE: FF55

Connectors	Model	Price	Qty.
BNC	BLP-30+	\$32.95 ea.	(1-9)

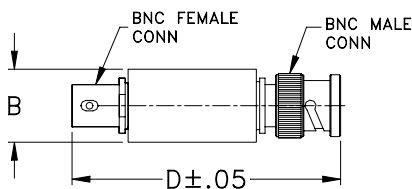
+ RoHS compliant in accordance with EU Directive (2002/95/EC)

The +Suffix has been added in order to identify RoHS Compliance. See our web site for RoHS Compliance methodologies and qualifications.

Low Pass Filter Electrical Specifications

PASSBAND (MHz)	fco (MHz) Nom.	STOPBAND (MHz)		VSWR (:1)	
		(loss > 20 dB)	(loss > 40 dB)	Passband Typ.	Stopband Typ.
DC-32	35	47-61	61-200	1.7	18

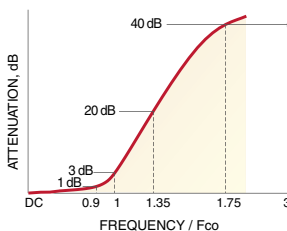
Outline Drawing



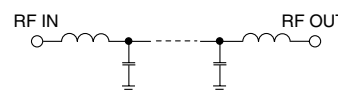
Outline Dimensions (inch/mm)

B	D	wt
.54	2.59	grams
13.72	65.79	40.0

typical frequency response

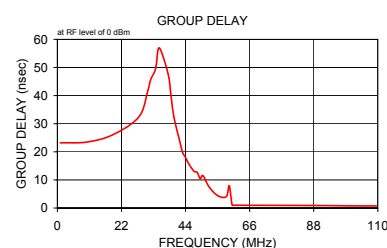
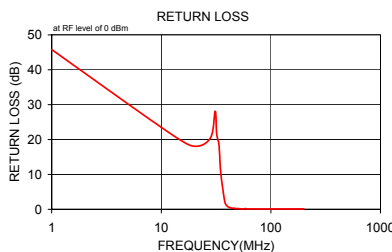
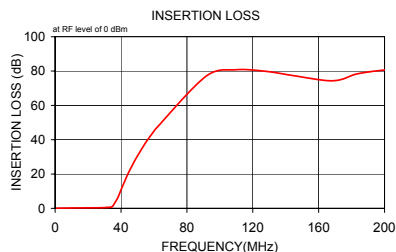


electrical schematic



Typical Performance Data

Frequency (MHz)	Insertion Loss (dB)		Return Loss (dB)	Frequency (MHz)	Group Delay (nsec)
	\bar{x}	σ			
1.00	0.07	0.1	45.8	1.00	23.20
10.00	0.21	0.1	23.5	10.00	23.47
19.00	0.29	0.1	18.2	19.00	26.06
28.00	0.37	0.1	20.4	28.00	32.45
31.00	0.48	0.1	28.1	31.00	41.59
32.00	0.55	0.1	21.8	32.00	45.56
33.50	0.62	0.1	18.8	33.50	48.79
34.00	0.76	0.1	16.1	34.00	51.33
35.00	1.30	0.3	9.9	35.00	56.96
38.00	6.09	0.9	2.1	38.00	47.73
40.00	10.78	0.9	0.9	39.00	39.87
43.00	17.56	0.8	0.4	40.00	32.35
45.00	21.65	0.7	0.3	42.00	23.79
46.00	23.56	0.7	0.3	43.00	19.72
47.00	25.39	0.7	0.2	44.00	17.97
48.00	27.19	0.7	0.2	45.00	15.87
50.00	30.58	0.6	0.2	46.00	14.29
55.00	38.32	0.6	0.1	47.00	12.98
59.00	43.69	0.7	0.2	48.00	12.68
60.00	45.01	0.7	0.1	49.00	10.48
61.00	46.27	0.5	0.1	50.00	11.50
91.50	76.88	4.1	0.1	52.00	7.62
109.50	80.77	5.3	0.1	55.00	4.41
127.50	79.89	2.8	0.1	58.00	4.04
145.50	77.20	3.0	0.1	59.00	7.93
164.00	74.52	3.4	0.1	60.00	1.04
173.00	74.92	3.8	0.1	61.00	0.99
182.00	78.05	5.9	0.1	91.50	0.88
191.00	79.62	6.8	0.1	100.50	0.79
200.00	80.65	6.9	0.1	109.50	0.75



Mini-Circuits®
ISO 9001 ISO 14001 CERTIFIED

ALL NEW
minicircuits.com

P.O. Box 350166, Brooklyn, New York 11235-0003 (718) 934-4500 Fax (718) 332-4661 For detailed performance specs & shopping online see Mini-Circuits web site



The Design Engineers Search Engine Provides ACTUAL Data Instantly From MINI-CIRCUITS At: www.minicircuits.com

RF/IF MICROWAVE COMPONENTS

REV. A
M108294
BLP-30+
070810